

Bupa Arabia

Earnings Presentation Q3 2025

November 2025



Disclaimer



This presentation has been prepared by the management of Bupa Arabia ("The Company"). It does not constitute or form part of, and should not be construed as, an offer, solicitation or invitation to subscribe for, underwrite or otherwise acquire, any securities of the Company or any member of its group nor should it or any part of it form the basis of, or be relied on in connection with, any contract to purchase or subscribe for any securities of the Company or any member of its group, nor shall it or any part of it form the basis of or be relied on in connection with any contract or commitment whatsoever.

The information included in this presentation has been provided to you solely for your information and background and is subject to updating, completion, revision and amendment and such information may change materially. Unless required by applicable law or regulation, no person is under any obligation to update or keep current the information contained in this presentation and any opinions expressed in relation thereto are subject to change without notice. No representation or warranty, express or implied, is made as to the fairness, accuracy, reasonableness or completeness of the information contained herein. Neither Bupa Arabia nor any other person accepts any liability for any loss howsoever arising, directly or indirectly, from this presentation or its contents.

This presentation may include forward-looking statements that reflect the Company's intentions, beliefs or current expectations concerning, among other things, the Company's results of operations, financial condition, liquidity, performance, growth, strategies and the industry. These forward-looking statements are subject to risks, uncertainties and assumptions and other factors that could cause the Company's actual results of operations, financial condition, liquidity, performance, prospects, growth or opportunities, as well as those of the markets it serves or intends to serve, to differ materially from those expressed in, or suggested by, these forward-looking statements. The Company cautions you that forward-looking statements are not guarantees of future performance and that its actual results of operations, financial condition and liquidity and the development of the industry in which the Company operates may differ materially from those made in or suggested by the forward-looking statements contained in this presentation. In addition, even if the Company's results of operations, financial condition, liquidity and growth and the development of the industry in which the Company operates are consistent with the forward-looking statements contained in this presentation, those results or developments may not be indicative of results or developments in future periods. The Company and each of its directors, officers and employees expressly disclaim any obligation or undertaking to review, update or release any update of or revisions to any forward-looking statements in this presentation or any change in the Company's expectations or any change in events, conditions or circumstances on which these forward-looking statements are based, except as required by applicable law or regulation.

The distribution of this document in certain jurisdictions may be restricted by law and persons into whose possession this document comes should inform themselves about and observe any such restrictions.

This document and any materials distributed in connection with this document are not directed to, or intended for distribution to or use by, any person or entity that is a citizen or resident or located in any locality, state, country or other jurisdiction where such distribution, publication, availability or use would be contrary to law or regulation or which would require any registration or licensing within such jurisdiction.


Speakers



Mohamed El Missaoui
CEO Bupa CareConnect



Ali Sheneamer
Chief Business Development Officer



Hatim Jamal
Chief Financial Officer



Ahmed Bajunaid
Chief Investment Officer



Abdulrahman Saimaldahar
Sr. Director of Finance Operations



Ahmad Yahya
Sr. Director of Strategy & Planning



Nasser Aljudayi
Director of Actuarial & Data Analytics

Agenda



01 Bupa Arabia at a Glance

02 Financial Performance


03 Market Performance and Trends

04 CareConnect

05 Other Highlights

01

Bupa Arabia at a Glance





25+
Years Of
Experience



2000+
Employees



3.8M+
Members



100+
Doctors



1450+
Providers in
network



16
Clinics

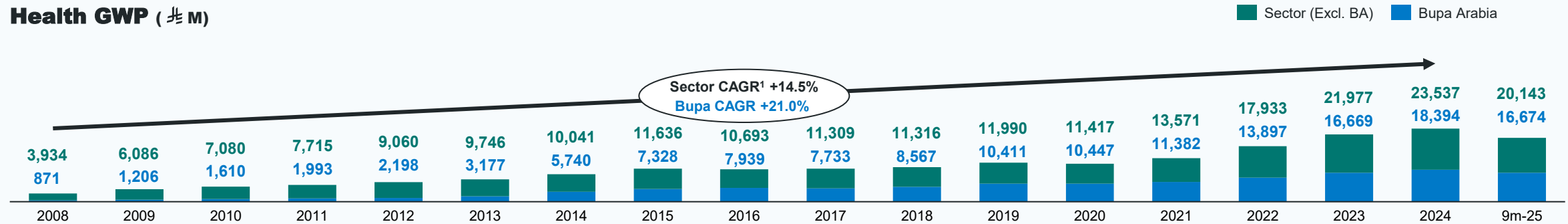
**Bupa Arabia
at a Glance**

Bupa Arabia at a Glance

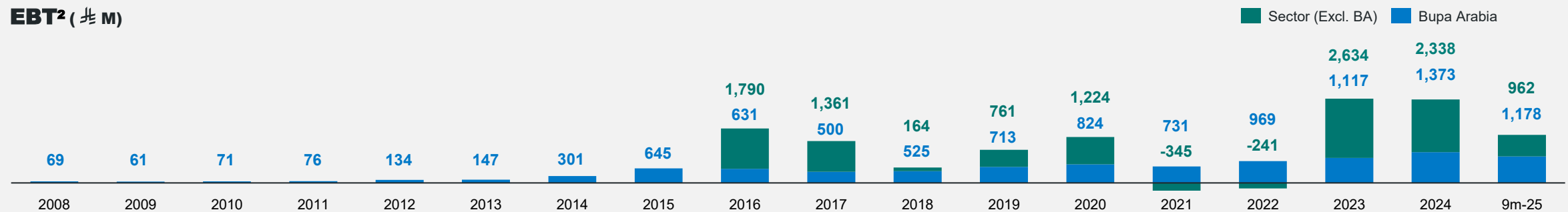
Robust profitability growth & significant value creation for shareholders



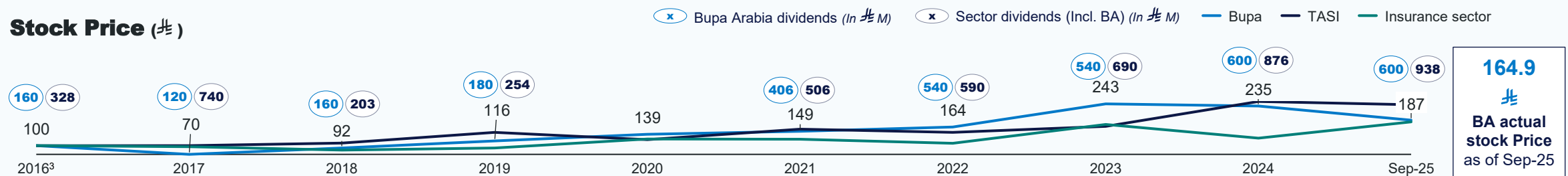
Health GWP (ﷲ M)



EBT² (ﷲ M)



Stock Price (ﷲ)



Note(s): (1) Sector's CAGR is calculated based on the sum of sector GWP (incl. BA); (2) EBT fluctuation in 2011 and 2012 is due to BDP treatment in line with interpretation of Article 69, where a BDP provision of ﷲ 34M was taken in 2011 and BDP recovery of SAR 20M was made in 2012; (3) Stock prices of Bupa Arabia, TASI and Insurance index have been based at 100; (4) Chart begins in 2016 as data for the insurance index prior to 2016 was not available

Bupa Arabia's 3B Strategy

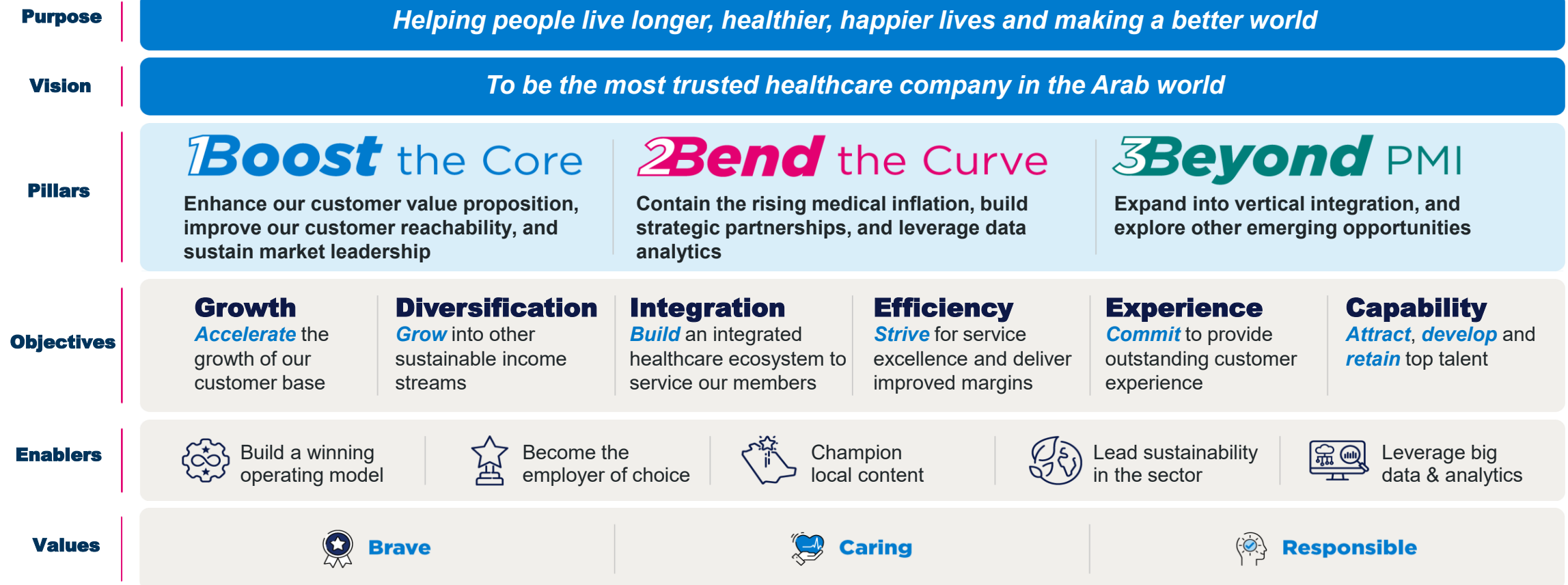
Centered around 3 strategic pathways aiming to transform Bupa Arabia into a healthcare company by 2030



"The 3B strategy will transform Bupa Arabia from being the most trusted health insurance company to becoming the most trusted healthcare company in the Arab world."


– Tal Nazer, Bupa Arabia CEO

3B Strategy



02

Financial Performance



Financial Highlights

YoY EBT drop of 9.6% driven by increased inflationary trends despite improved inflation management in Q3



Insurance Revenue

14.2B

9m-25

▲ +5.0% Y-o-Y

Insurance Service Results¹

889M

9m-25

▼ -14.7% Y-o-Y

Insurance Results Margin

6.3%

9m-25

▼ -1.5 pps Y-o-Y

Investment Income²

558M

9m-25

▲ +8.4% Y-o-Y

EBT

1.2B

9m-25

▼ -9.6% Y-o-Y

EBT Margin

8.3%

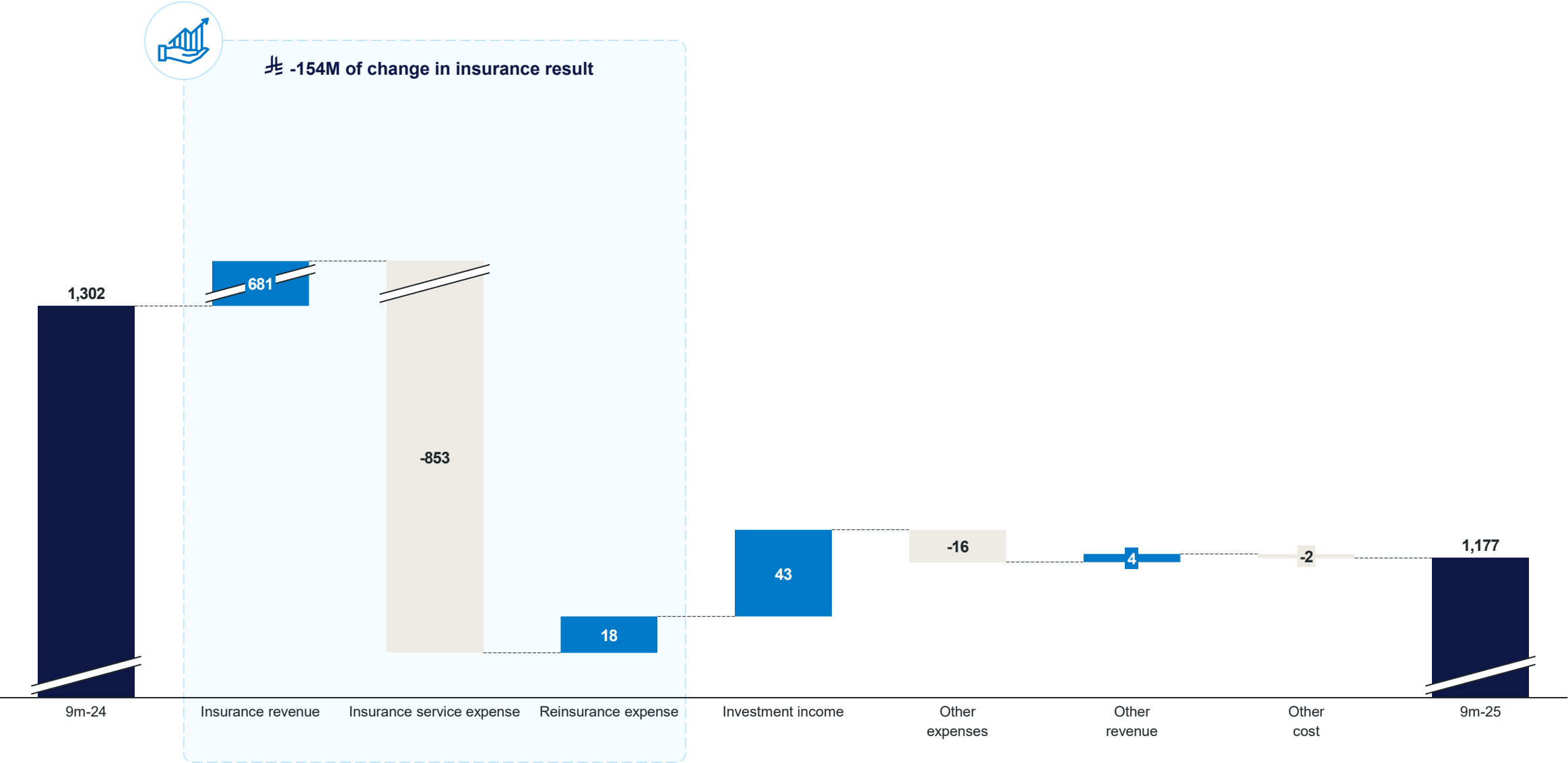
9m-25

▼ -1.3 pps Y-o-Y

- Insurance revenue increased by **5.0%** vs. last year driven by **growth in insured members**
- Insurance service results decreased by **14.7%** principally driven by increased inflationary trends mitigated by business growth
- Investment results increased by **8.4%** resulted from the increase in investment portfolio and YoY performance improvement driven by duration extension and strong distributions from equities and alternatives
- EBT decreased by **9.6%** mainly driven by lower insurance service results due to inflationary pressures on margins in H1 with signs of improvements in H2.

Note(s): (1) Insurance service results are calculated as insurance revenue minus insurance service expense and net expenses from reinsurance contracts held; (2) Investment income is calculated as the sum of investment income on financial assets at amortized cost, Investment income on financial assets at fair value and net impairment loss on financial assets
Source(s): Bupa Arabia Financials Q3-25

Overall decrease in insurance results by ₪ 154M due to increased inflationary trends



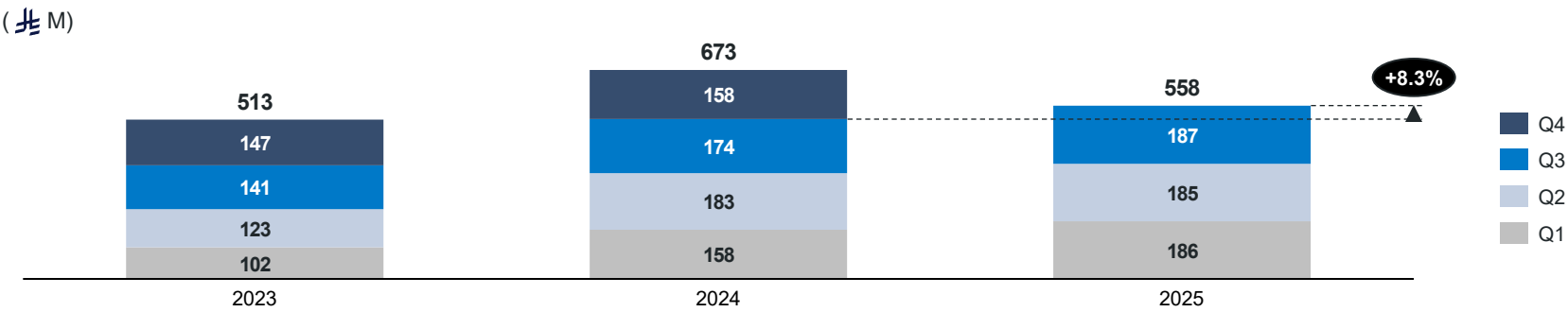
Source(s): Bupa Arabia Financials Q3-25

Investment Portfolio & Results

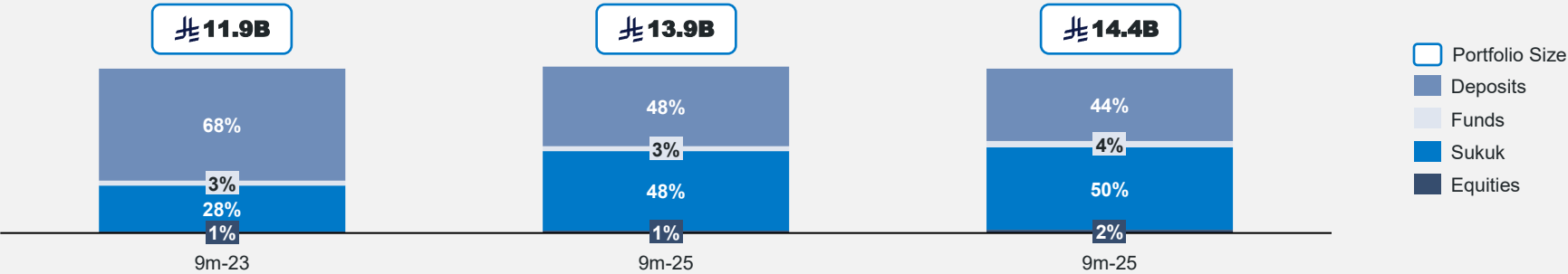
Resilient investment income resulting from managed duration and favorable rates



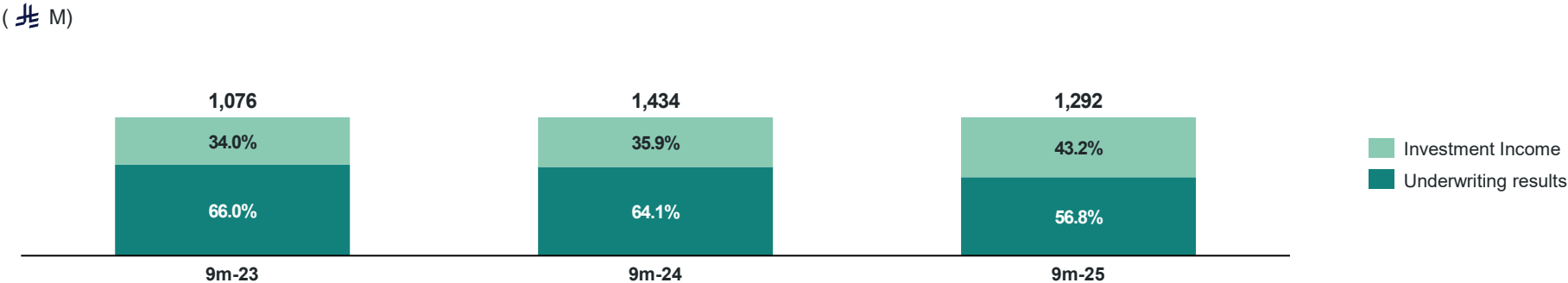
Investment income shows YoY increase of 8.3% in 9m-25



Portfolio size increased YoY by 3.6% across different asset allocations




Income breakdown¹ shows decrease of 9.9% in 9m-25



Note(s): (1) Underwriting results include pre-tax income attributed to the shareholders and policyholders.

03

Market Performance and Trends

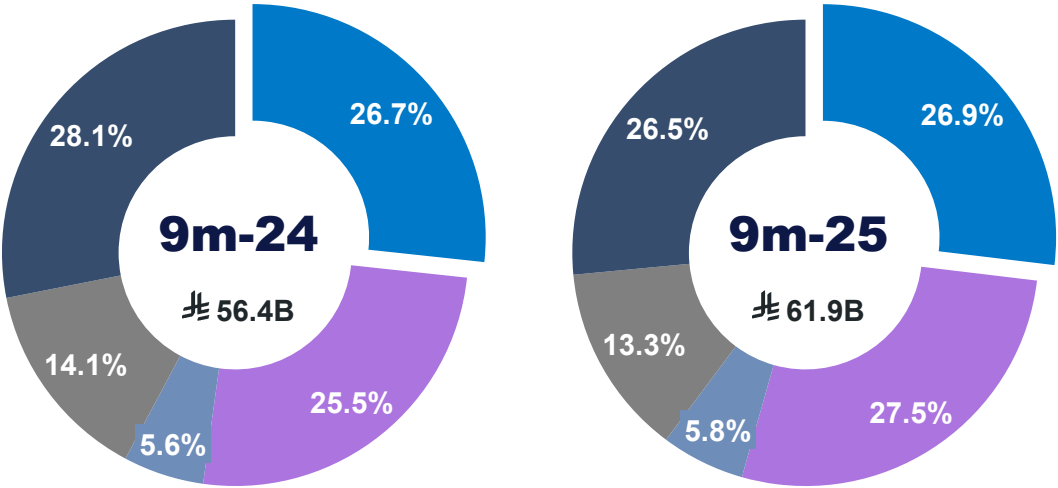


Market Share & Positioning

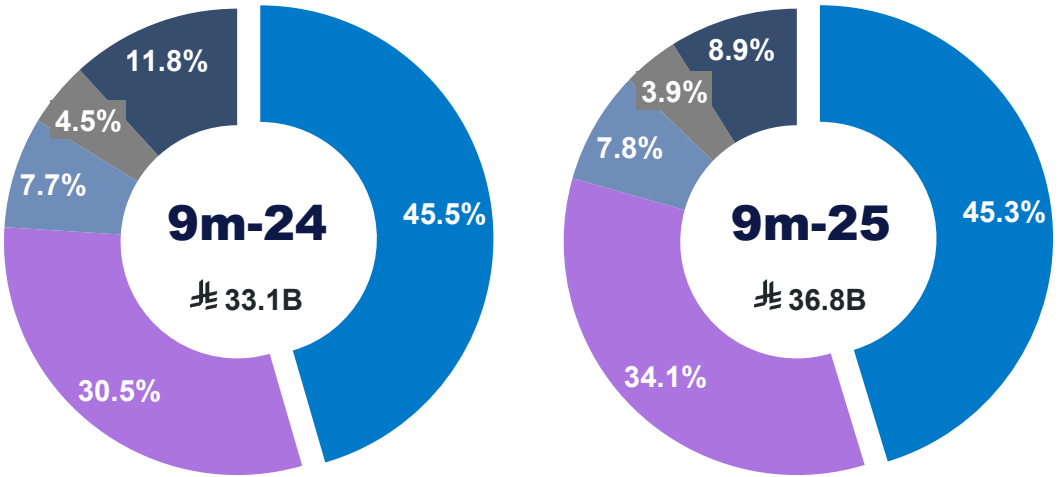
Bupa Arabia maintains leadership of the health insurance market



Total Insurance Market Share GWP basis



Health Insurance Market Share GWP basis



■ Bupa Arabia ■ Tawuniya ■ Medgulf ■ Al Rajhi Takaful ■ Others

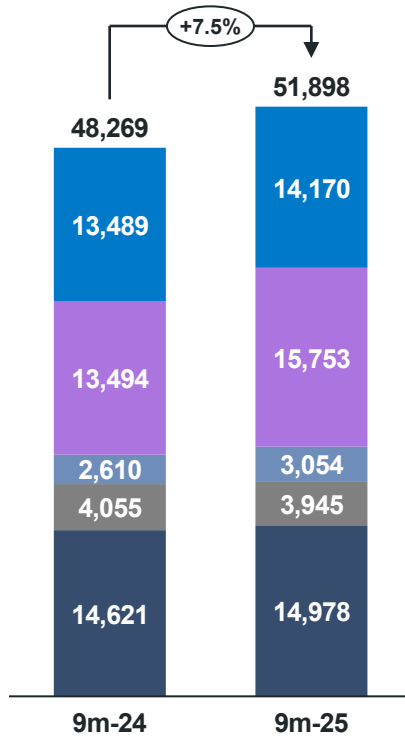
General Note: Calculation of total insurance market and health insurance market excludes GWP from Saudi Reinsurance Company.
Source(s): Respective insurance companies' filings.

Total Insurance Market

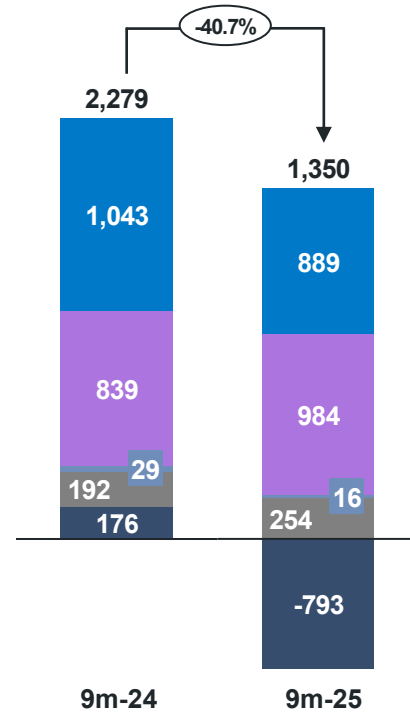
Sector wide deterioration in profitability despite growth in top line

(All in ₪ M)

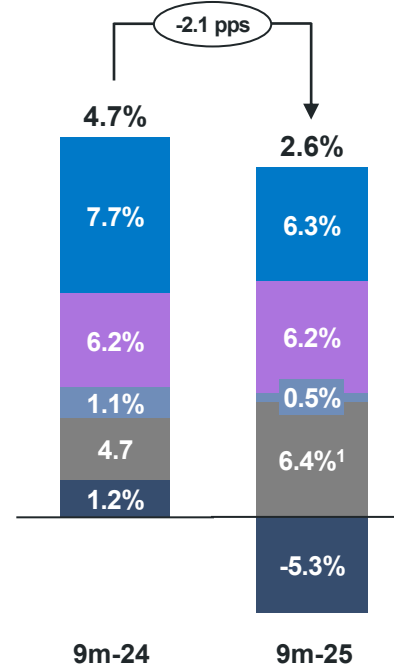
Insurance revenue



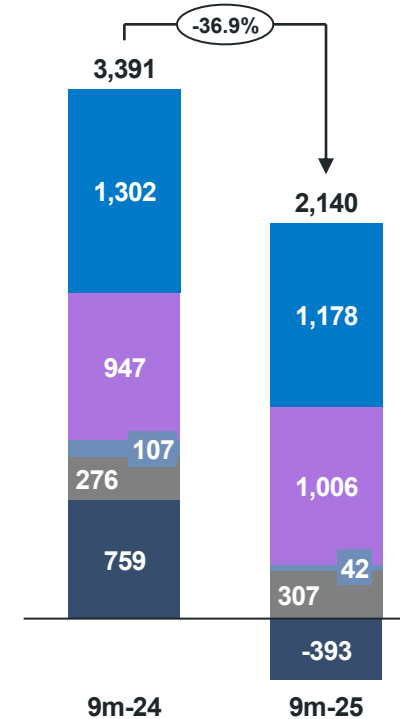
Insurance Service results



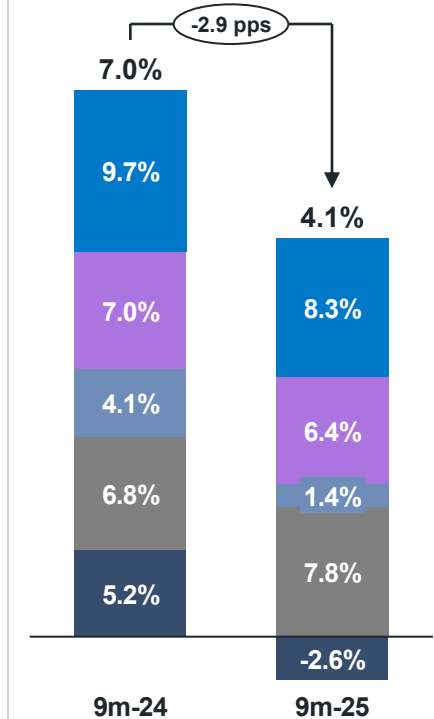
Insurance results margin



EBT



EBT margin



■ Bupa Arabia ■ Tawuniya ■ Medgulf ■ Al Rajhi Takaful ■ Others

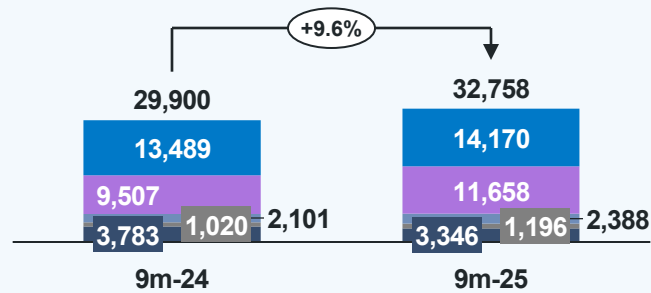
General Note: Calculation of total insurance market excludes Saudi Reinsurance Company. (1) Al Rajhi Insurance Service Margin includes Unit-Linked Investments
Source(s): Respective insurance companies' filings.

Health Insurance Market

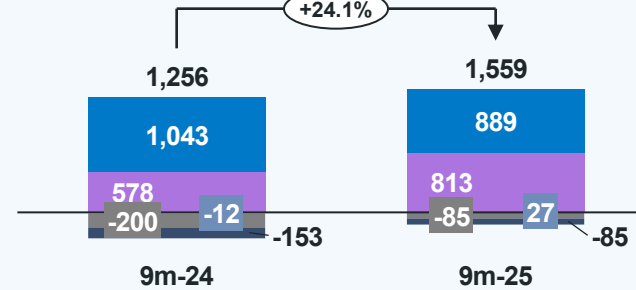
GWP grew for overall Health Sector in 9M-25 by 11% and margins continue to improve



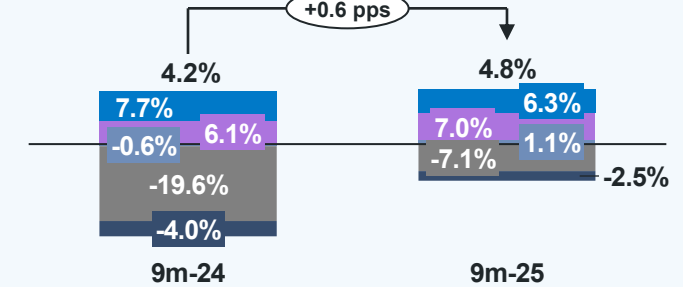
Insurance revenue¹ (In ₪ M)



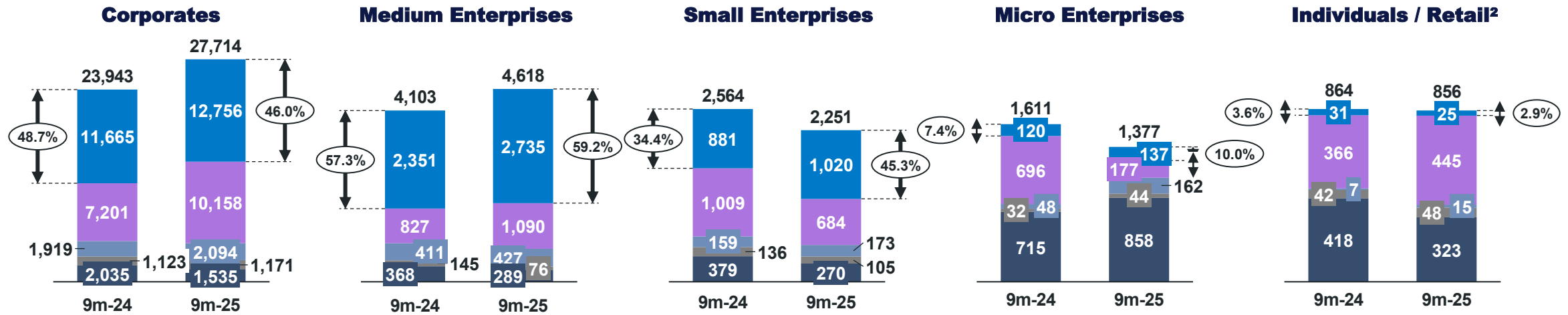
Insurance service results¹ (In ₪ M)



Insurance result margin



GWP Segmentation (All in ₪ M)



■ Bupa Arabia ■ Tawuniya ■ Medgulf ■ Al Rajhi Takaful ■ Others

General Note: Calculation of Health insurance market excludes Saudi Reinsurance Company. (1) Figures for Tawuniya include Medical Umrah insurance, (2) Individual/Retail figures for Tawuniya include results from Medical Umrah insurance.
Source(s): Respective insurance companies' filings.

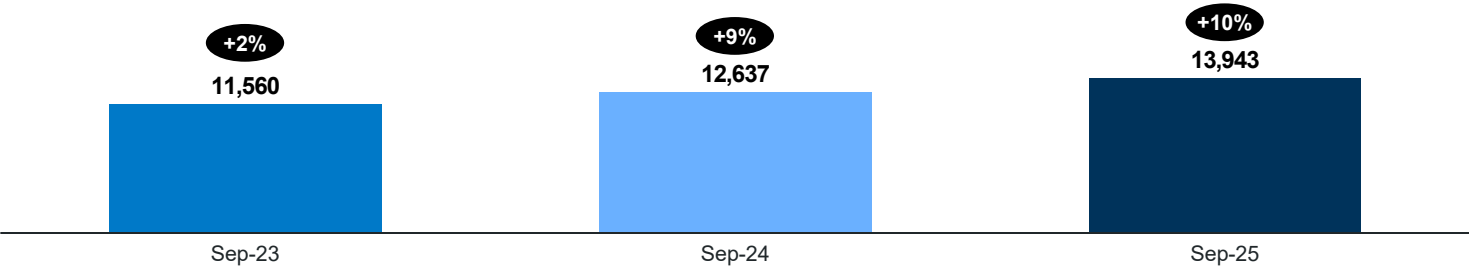
Saudi Health Insurance Market Trends (1/2)

Growth in 9m-25 driven by Expat employees and Saudi dependents in comparison to same period in 2024

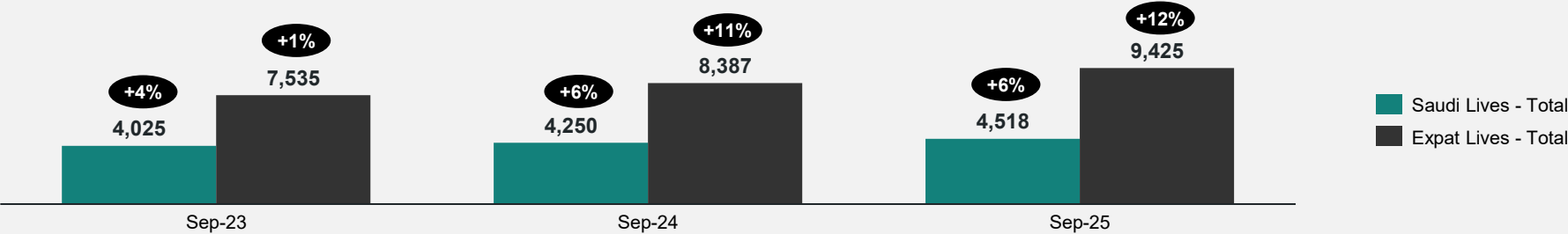


(All in '000)

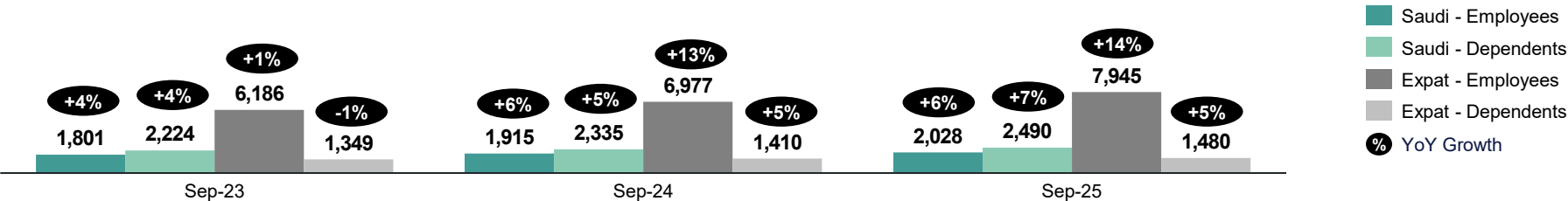
Total Insured Lives



Total Lives split by Saudis and Expats



Total Lives split by Employees & Dependents



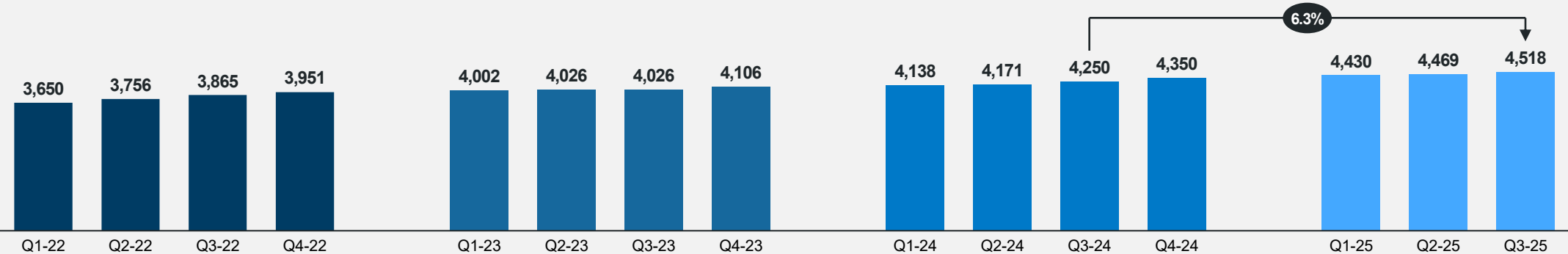
Note(s): (1) Underwriting results include pre-tax income attributed to the shareholders and policyholders.

Saudi Health Insurance Market Trends (2/2)

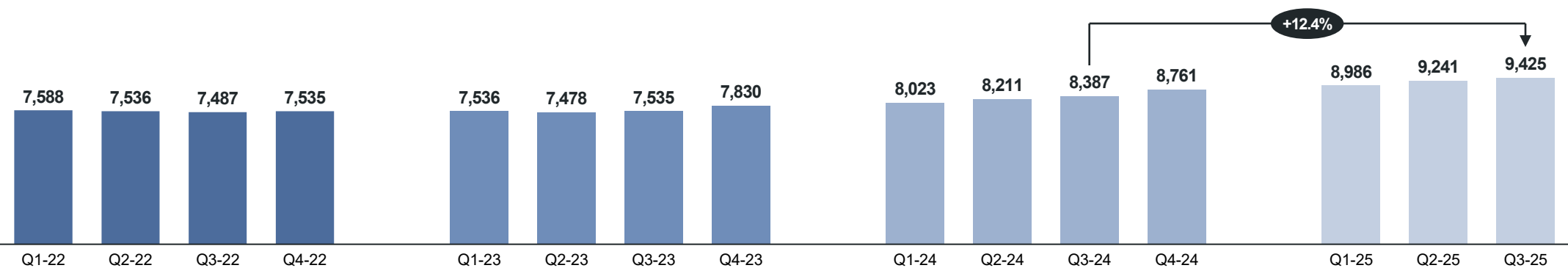
Growth in Expat health insurance coverage by 12.4% alongside a 6.3% increase in Saudi lives



Saudis (In '000)



Expats (In '000)



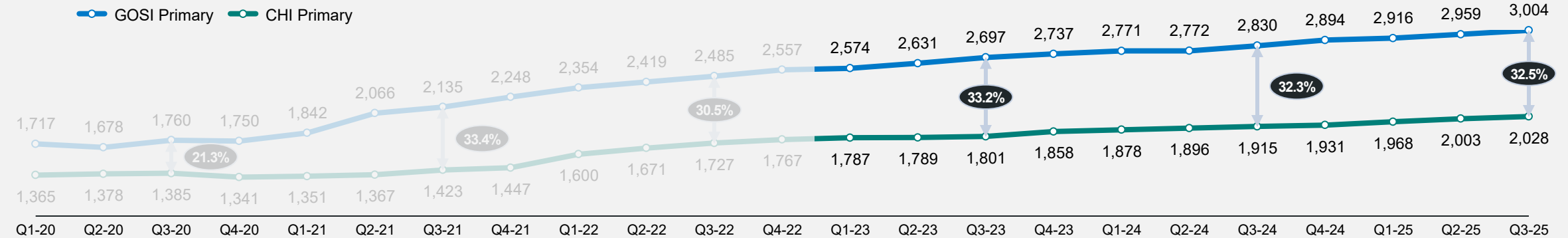
Source(s): GSTAT; GOSI; HRSD; CHI; Bupa Arabia estimates

Gap & Enforcement Explained

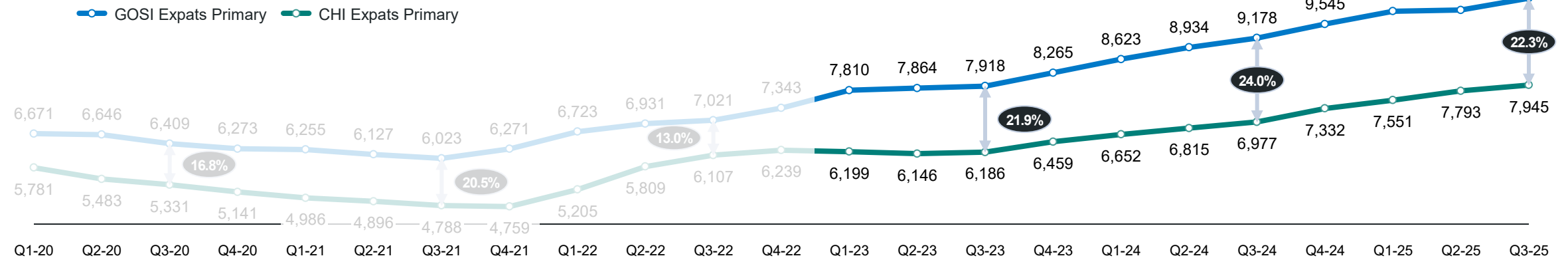
Enforcement gap remains within private sector with 976K Saudis & 2.3M Expats without Medical Insurance



Saudis (In '000)



Expats (In '000)



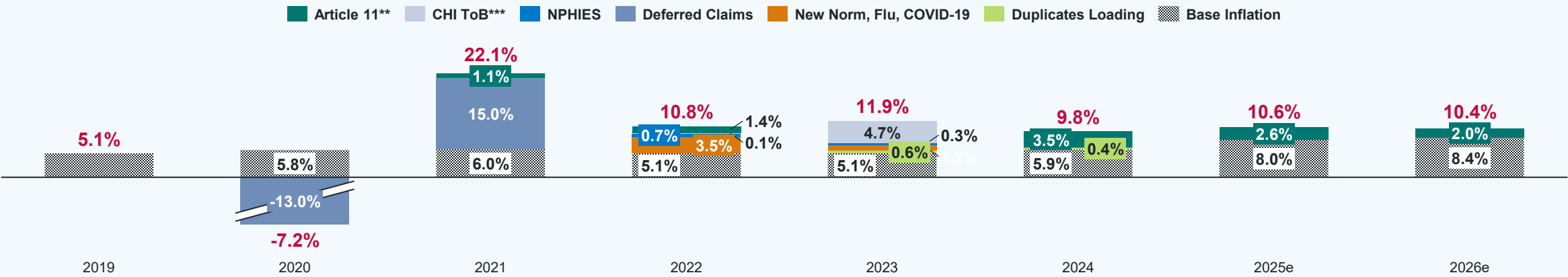
Source(s): GSTAT; GOSI; HRSD; CHI; Bupa Arabia estimates

PMI Market Challenges

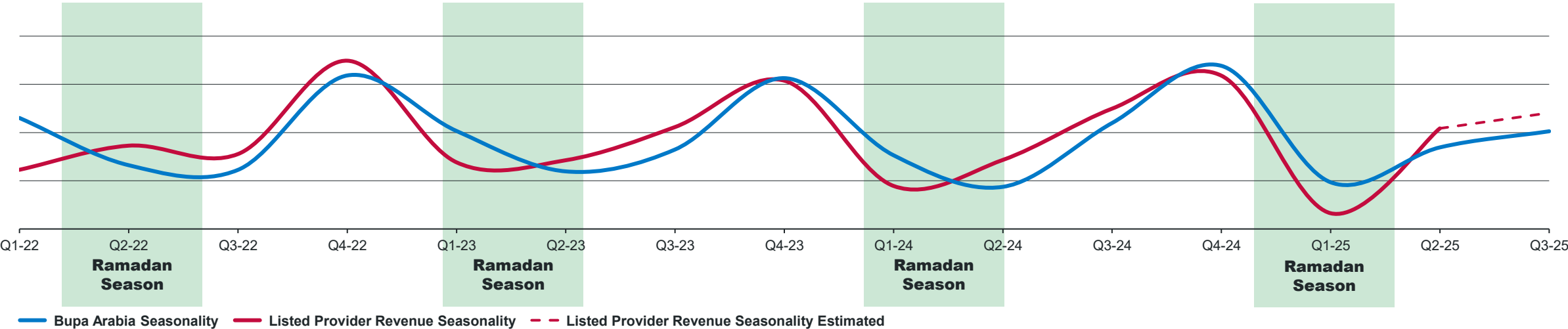
Inflation is expected to stay stable in 2025, with forecasts pointing to a similar pattern extending into 2026



Medical Inflation Overview




Bupa Arabia Claims Seasonality Vs Listed Providers Revenue Seasonality



Source(s): Bupa Arabia Analysis

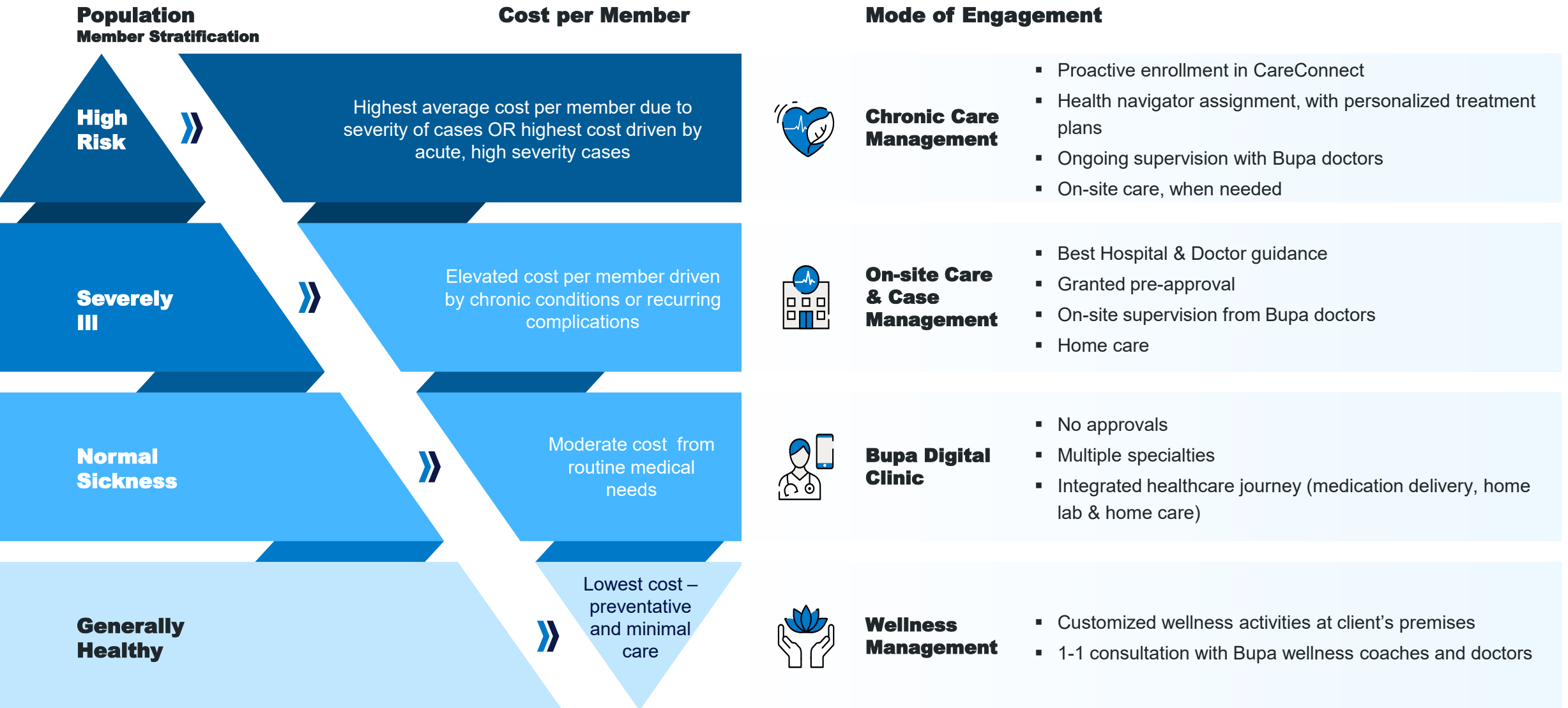
04

CareConnect



CareConnect Offerings

Member engagement vary based on needs and risk stratification



CareConnect at a Glance

Significant growth and member engagement achieved till Q3 2025



From the start of 2025 till Q3, BCC served BA members with major engagements including:



+175K

Lives Served



+275K

Tele-Health Consultations



+66K

Medication Deliveries



16

Live In-house Corporate Clinics



+370K

Medication Requests



52

BCC Doctors



+98K

Home-based Labs



+46K

PHM Active Members



Higher Customer Satisfaction

Provide the best experience for our members



Improved Medical Outcomes

Offer the best virtual/physical value-based services



Better Cost Management

Bend the medical inflation curve

Instant Consultation

is Now LIVE on Mobile App



Instant Consultations officially went live within our app, marking a key milestone under the strategic Health Products initiative. This new feature enables members to connect with healthcare experts in real time quickly, seamlessly, and securely.



Expand the Digital
Clinic Ecosystem



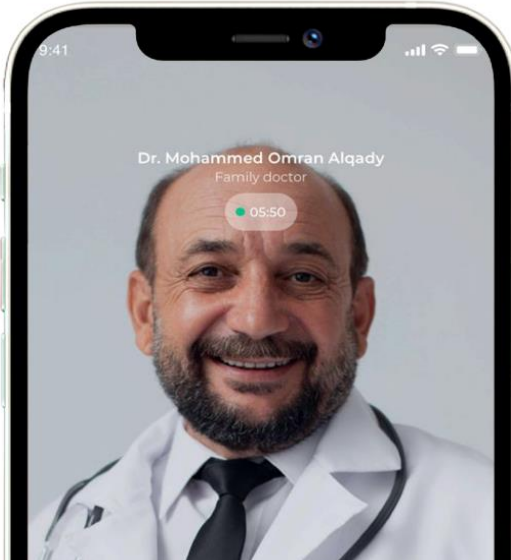
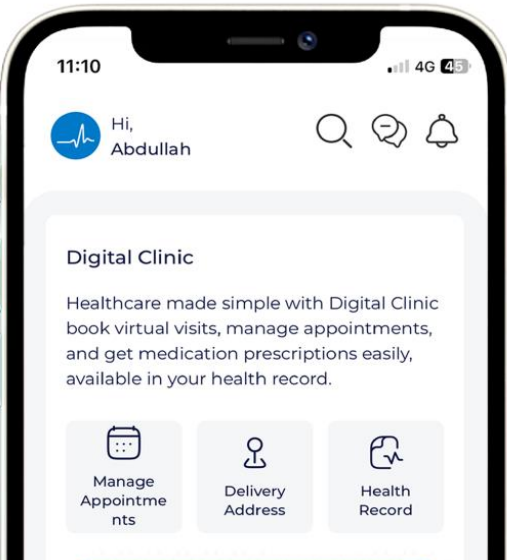
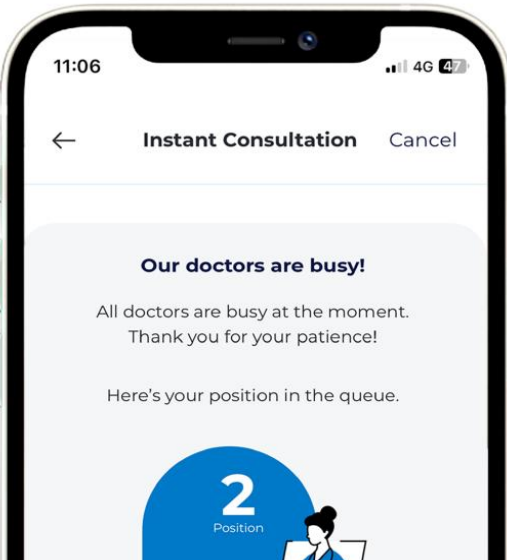
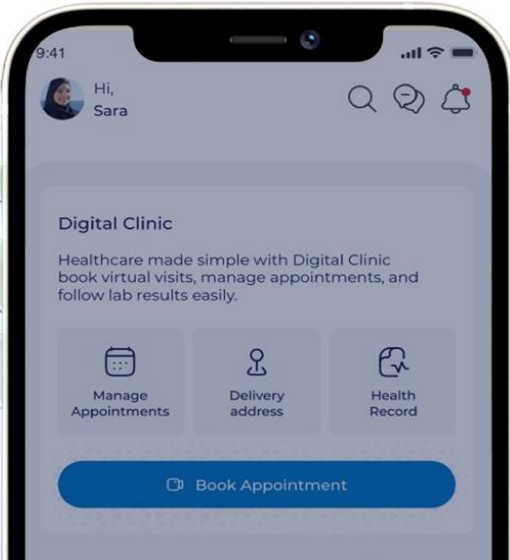
Access to a Bupa
Doctor within Minutes



Seamless
Medication Prescription



24/7 General
Physician Availability



Integrated Clinics

Bupa Clinic by CareConnect (Riyadh)



CareConnect is expanding its digital clinics to provide remote primary care services. **The first integrated clinic will open in Riyadh**, followed by the opening of several new clinics.



28 Specialties




31 Doctors



53 Nurses



4800 m²



Home Healthcare Services

Comprehensive Home Healthcare Expanding Kingdom-Wide



Home Healthcare services **are now fully operational in the Eastern Region**, delivering through BCC dedicated medical teams. This strengthens our ability to provide seamless and personalized in-home care.



Doctor Visit

Patient Assessment, Requesting Home-based Labs, Treatment Plan Management, Prescription, Follow-Up, etc.



Nurse Visit

Medication Administration, Vital Sign Monitoring, Wound Care, Patient Education, Lab Sample Extraction, etc.




Physiotherapy Sessions

Therapeutic Exercises, Manual Therapy, Postural Training, Rehabilitation, etc.

05

Other Highlights



Key approvals obtained for Bupa Arabia, along with several developments & contract awards



Bupa Arabia for Cooperative Insurance Co. announces the receipt of the Insurance Authority's non-objection on the proposal for restructuring the company to transform it into a holding company



Bupa Arabia for Cooperative Insurance Co. renews medical insurance contract with SNB (Jan 2025).



Bupa Arabia for Cooperative Insurance Co. received, on Aug. 5, the final approval from the Insurance Authority (IA) to market and sell its new insurance product for domestic helpers in Saudi Arabia.



Bupa Arabia for Cooperative Insurance Co. received on Feb. 9 the approval from Saudi Basic Industries Corp. (SABIC) to renew the medical coverage contract



Bupa Arabia for Cooperative Insurance Co. received the final approval of the Insurance Authority to promote and sell its new insurance product "Bupa Sports".



Bupa Arabia for Cooperative Insurance Co. completed the targeted share buyback process allocated for its employee stock incentive program (ESIP), based on the approval of the extraordinary general meeting (EGM) held on June 30, 2024.



Bupa Arabia Highlights

Continuous reforms across Saudi Health Sector and Health Insurance Sector in alignment with Vision 2030



وزارة الثقافة
Ministry of Culture



هيئة التأمين
Insurance Authority

Insurance Authority and Ministry of Culture Sign an MoU to Activate the Cultural Insurance Sector



Human Resources and
Social Development



وزارة الصحة
Ministry of Health

Starting 2025, Human Resources and Social Development (HRSD) , in partnership with the Ministry of Health, implemented the first phase of Saudization in the healthcare sector.



هيئة السوق المالية
Capital Market Authority



هيئة التأمين
Insurance Authority

The Insurance Authority and Capital Market Authority signed a cooperation agreement to align oversight of listed insurers, promoting regulatory consistency and advancing Vision 2030 financial sector goals.



هيئة التأمين
Insurance Authority

Insurance Authority (IA) issued decision to localize all sales positions in insurance products starting from April 15, 2024.



هيئة التأمين
Insurance Authority

Insurance Authority (IA) and the Capital Market Authority Signed a Memorandum of Cooperation to Enhance Mutual Collaboration and Develop the Insurance and Financial Market Sectors.



هيئة التأمين
Insurance Authority

Insurance Authority (IA) Launches the "Tameen" Digital Services Portal to Enhance Regulatory and Supervisory Services.



Regulatory Highlights

KANTAR

- Bupa Arabia ranked 6th among the most valuable brands in Saudi Arabia in the Kantar BrandZ 2025 ranking.

2025

ضمان

مجلس الضمان الصحي
Council of Health Insurance

- The Innovative Sustainability Award for Private Providers.
- The Digital Innovation in Healthcare Award for Private Providers.

2025

WORLD ECONOMIC MAGAZINE

- Best Digital Innovation in Health Insurance – Saudi Arabia 2025.
- Best Customer Service in Health Insurance – Saudi Arabia 2025.

2025



- 3G Social Innovation Award 2025.
- 3G Excellence Award in Sustainability Governance 2025.

2025

Forbes

Middle East

- Top 100 Listed Companies in the Region

2025

Global business Magazine

- Most Innovative Health Insurance Company – Saudi Arabia 2025.

2025

أرقام arsaam

- CEO of the Year Award.

2025



- Most Sustainable Health Insurance Company – Saudi Arabia 2025.

2025



- Ground-Breaking Products/Services

2025



Trusted Brand Notable Awards

Diverse client mix across multiple sectors



Government Sector

هيئة الزكاة والضريبة والجمارك
Zakat, Tax and Customs Authority



Natural Resources Sector



Trade & Contracting Sector



Banking & Financial Sector



Other Sectors



**Bupa
Arabia
Clients
Portfolio**



Mohamed El Missaoui
CEO Bupa CareConnect



Ali Sheneamer
Chief Business Development Officer



Hatim Jamal
Chief Financial Officer



Ahmed Bajunaid
Chief Investment Officer



Abdulrahman Saimaldahar
Sr. Director of Finance Operations



Ahmad Yahya
Sr. Director of Strategy & Planning



Nasser Aljudayi
Director of Actuarial & Data Analytics

Thank you



With you for better health

Appendix

Board of Directors & Chief Executive Team

Board of Directors



Eng. Loay Hisham Nazer
Chairman



David Martin Fletcher
Vice-Chairman



Martin Houston
Board Member



Nigel Sullivan
Board Member



Tal Hisham Nazer
Board Member



Osama Shaker
Board Member - Independent



Huda M. Bin Ghoson
Board Member - Independent



Eng. George Nazi
Board Member - Independent



Ossama Banaja
Board Member - Independent

Chief Executive Team



Tal Hisham Nazer
Chief Executive Officer



Mohamed El Missaoui
CEO Bupa CareConnect



Ali Sheneamer
Chief Business Development Officer



Hatim Jamal
Chief Financial Officer



Ahmed Bajunaid
Chief Investment Officer



Tariq Alamoudi
Chief Human Resources Officer



Atef Mufti
Chief Growth Officer



Ryyan Tarabzoni
Chief Operations Officer



Amira Youssef
Chief Digital Transformation Officer



Amro Shawli
Chief Governance, Risk & Control Officer